

THE TODHIGH WAY (KS3)

We are great learners because we show *care, respect* and *honesty*.

Sign and keep your contractual promise.....

MY BEST EFFORT

I understand how important education, reading, writing and number-work are. I will learn, think and behave in the best way I know how and do whatever it takes to learn and to help my fellow students learn, too. I will be caring, respectful and honest with myself and my community.

SHOW PRIDE IN YOUR LEARNING

P is for **PRESENTATION**: My work is always neat and well presented.

I take pride in the way I present my work in my book, folder or ICT file. Work that is well presented shows **care** and attention to detail. I understand that it is **respectful** to present my work well for my teachers and other students.

Taking care in my work is a great learning habit.

R is for **RESILIENCE**: I am not a quitter.

I never give up. I remain positive and resilient even when the work is hard. I do what it takes to succeed, for as long as it takes, in my class-learning and homework.

I learn from mistakes and try even harder next time, because I **care** about my future.

Resilience is a great learning habit.

I is for **INDEPENDENCE** : I am self -motivated and self-reliant.

I am a respectful learner. I know it's my job to work things out for myself. I try things out and do research on my own. I am curious to learn new things and I can motivate myself to do well.

Independence is a great learning habit.

D is for **DEADLINES**: I can meet deadlines.

I do not let people down, because I show care, respect and honesty towards my learning. I stick to deadlines so that I do not fall behind with my learning. I meet classwork, homework, assessment and revision deadlines.

Meeting (or beating) deadlines is a great learning habit.

E is for **EXCELLENCE**: I strive for excellence and do not settle for second best.

I aim to hit and beat my challenging targets in each subject. I want to be **aspirational** , **inspirational** and **remarkable** in what I do. I am for excellence in my class learning, my preparation for tests and in my homework.

Be resilient and take responsibility for **your** learning.

Your teacher will suggest the level of homework that supports the type of learner you are.

For example, if you're predicted a Grade 5 at the end of KS3, then you must aim to collect all Grade 5 challenges.

If you're predicted a Grade 3 at the end of KS3, then you must aim to collect all challenges at a Grade 3 or above.

"Great things never come from comfort zones."

Progress will be measured on how many stamps you receive on your loyalty to learning card.

Be independent and use your homework time table to plan ahead, ensuring you have shown care, respect and honesty towards your personal learning journey.

Go the extra mile, and do extra and harder challenges.

Your loyalty to **your** learning will be closely monitored and rewards will be issued throughout each half term.

Take PRIDE in your work and your future aspirations.

**" Small Progress
Is still Progress."**

Year 7 Art: I am predicted a grade at the end of KS3

Curriculum Timeline

Term 1a	Basic Skills —Documenting and Analysing
Term 1b	Insects — Observing and developing
Term 2a	Tikki Masks — Materials and experimenting
Term 2b	Tikki Masks — Mixed media and processes
Term 3a	Fauvist Animals —Colours and theories
Term 3b	Pride — SMSC, P4T—The Power of Art

Key resources

What?	Where?
Books	Library/Mrs Botterill's room
Internet	Google/Pinterest
WAGOLLS	Classroom walls
Inspiration	Wall of inspiration
Stuck?	Ask a teacher

Key words

Line	Shape	Colour
Form	Texture	Space
Elements	Thorax	Abdomen
Antennae	Unrealistic	Expressive
Emotions	Society	Equality

Grade 6

Create an observation using any materials of your choice. Show your experimentation and justify

Loyalty to learning

Create a 3D insect with annotation that indicates features of its body. Present this to the class.

Loyalty to learning

Create a 3D Tikki Mask outcome using any materials you wish. Make personal connections and SMSC connections.

Loyalty to learning

Create a Fauvist observation of your pet using an artist you have researched . Make personal connections to the colours you have used and justify your choices.

Loyalty to learning

Grade 5

Create an observation using line, tone, shape, colour and collage.

Loyalty to learning

Create a fact file of an insect and use an artist to inspire an observation of it.

Loyalty to learning

Create a Tikki Mask that is personal to you, using creative materials. Accompany it with a background story.

Loyalty to learning

Take a picture of your pet and create an observation of it using Fauvist colours. Justify your creative choices.

Loyalty to learning

Grade 4

Create an observation using line, tone, colour and at least two materials.

Loyalty to learning

Research a new insect and create an observation of it. Use a mood board technique to present the facts about the insect.

Loyalty to learning

Create a Tikki Mask using unusual materials. It must be personal and eye-catching!

Loyalty to learning

Take a picture of your pet and create an observation of it using Fauvist colours. Personalise your

Loyalty to learning

Grade 3

Create an observation using line, tone and colour.

Loyalty to learning

Research an insect you have never heard about before and create a fact file and observation of it!

Loyalty to learning

Create a Tikki Mask using an materials you wish to create a personal outcome.

Loyalty to learning

Take a picture of your pet and create an observation of it using Fauvist colours.

Loyalty to learning

Grade 2

Create an observation using line and colour.

Loyalty to learning

Research an insect and create a fact on it- Prepare to wow the class!

Loyalty to learning

Create your own personal 2D observation of a Tikki Mask.

Loyalty to learning

Choose your own animal and create an observation of it using Fauvist colours.

Loyalty to learning

PROGRESS TIME LINE : Tally up loyalty to learning commendations



Summer Term 1



Spring Term 2



Spring Term 1



Autumn Term 2



Autumn Term 1



Be resilient and take responsibility for **your** learning.

Your teacher will suggest the level of homework that supports the type of learner you are.

For example, if you're predicted a Grade 5 at the end of KS3, then you must aim to collect all Grade 5 challenges.

If you're predicted a Grade 3 at the end of KS3, then you must aim to collect all challenges at a Grade 3 or above.

“Great things never come from comfort zones.”

Progress will be measured on how many stamps you receive on your loyalty to learning card.

Be independent and use your homework time table to plan ahead, ensuring you have shown care, respect and honesty towards your personal learning journey.

Go the extra mile, and do extra and harder challenges.

Your loyalty to **your** learning will be closely monitored and rewards will be issued throughout each half term.

Take PRIDE in your work and your future aspirations.

**“ Small Progress
Is still Progress.”**

Year 8 Art: I am predicted a grade.....at the end of KS3

Curriculum Timeline

Term 1a	Zentangle – Confidence and Meditation
Term 1b	Zentangle Animals – Developing personal links
Term 2a	Pop Art – Art history and cultural links
Term 2b	Pop Art Posters -Applying knowledge
Term 3a	Circus and Fairground – Tradition and SMSC links
Term 3b	Carousel Horses –Developing a discriminative style

Key resources

What?	Where?
Books	Library/Mrs Botter-ill's room
Internet	Google/Pinterest
WAGOLLS	Classroom walls
Inspiration	Wall of inspiration
Stuck?	Ask a teacher

Key words

Weight of line	Mono-chrome	Intricate
Meditative	Totem	Symbol
Benday dots	Popular culture	Primary colours
Promotion	Typography	Vintage
Sculpture	Tradition	Hybrid

Grade 7

Use creative materials to create a Zentangle inspired outcome. Think outside the box!

Loyalty to learning

Research two artists and make an outcomes that shows inspiration from both. Justify your choices.

Loyalty to learning

Create your own pop art inspired poster that links with a current world issue. Promote SMSC in your design

Loyalty to learning

Create a Circus poster that includes imagery that you have collected yourself using process of your choice. Justify your choices.

Loyalty to learning

Grade 6

Create a Zentangle that is personal to you. Use more than one material or process.

Loyalty to learning

Research an artist, make a personal connection in your analysis and fact file. Create a competent observation

Loyalty to learning

Create a personalised design using materials of your choice. Create a poster advertising your design.

Loyalty to learning

Create a poster making personal connections using image, text and at least two materials or processes.

Loyalty to learning

Grade 5

Create a Zentangle that is personal to you, ensure you use intricate designs.

Loyalty to learning

Research an artist, create a fact file and an observation of the artists work.

Loyalty to learning

Create a Pop art observation using a package design but personalise it to create your own personal outcome.

Loyalty to learning

Create a poster using image and text to promote the circus or fairground. Make personal connections.

Loyalty to learning

Grade 4

Create a Zentangle that has some personal connection to you.

Loyalty to learning

Research an artist and create a fact file on them. Personalise your presentation for the class.

Loyalty to learning

Create a Pop art observation using sweet wrapper or other packaging designs.

Loyalty to learning

Create a poster using circus and fairground imagery. It must promote an event.

Loyalty to learning

Grade 3

Create a Zentangle from an object that you find around your house

Loyalty to learning

Research your own artist and create a fact file on them. Teach the class.

Loyalty to learning


Create a Pop art observation using sweet wrappers.


Loyalty to learning


Create an observation of any aspect of a circus or fairground.


Loyalty to learning


PROGRESS TIME LINE : Tally up loyalty to learning commendations


Summer Term 2


Summer Term 1


Spring Term 2


Spring Term 1


Autumn Term 2


Autumn Term 1


Be resilient and take responsibility for **your** learning.

Your teacher will suggest the level of homework that supports the type of learner you are.

For example, if you're predicted a Grade 5 at the end of KS3, then you must aim to collect all Grade 5 challenges.

If you're predicted a Grade 3 at the end of KS3, then you must aim to collect all challenges at a Grade 3 or above.

"Great things never come from comfort zones."

Progress will be measured on how many stamps you receive on your loyalty to learning card.

Be independent and use your homework time table to plan ahead, ensuring you have shown care, respect and honesty towards your personal learning journey.

Go the extra mile, and do extra and harder challenges.

Your loyalty to **your** learning will be closely monitored and rewards will be issued throughout each half term.

Take **PRIDE** in your work and your future aspirations.

***" Small Progress
Is still Progress."***

Year 9 Art: I am predicted a grade.....at the end of KS3

Curriculum Timeline

Term 1a	Anatomy —Exploring Da Vinci
Term 1b	Anatomy – Art as an educational tool
Term 2a	Architecture —Are buildings art?
Term 2b	Architecture – Art, Craft, Design– Which is which?
Term 3a	Personal project – Research, make links, explore
Term 3b	Personal project – GCSE Art– How and why?

Key resources		Key words		
What?	Where?			
Books	Library/Mrs Botterill's room	Musculature	Physiology	Observation
Internet	Google/Pinterest	Perspective	Structure	Tone
WAGOLLS	Classroom walls	Independence	Investigation	Experimentation
Inspiration	Wall of inspiration	Justify	SMSC	Informed
Stuck?	Ask a teacher	Links	Objective	Thoughtful

Grade 7

Create a 3D outcome. Link it to a current SMSC issue and justify your creative choices through a presentation.

Loyalty to learning

Create a collage using photographs you have taken and create an observation using materials of your choice.

Loyalty to learning

Create a structure that has some element of function. Link your material use to SMSC values. Justify your creative choices through a presentation.

Loyalty to learning

Make personal links to your outcome. Justify your choices and make personal links and links to

Loyalty to learning

Grade 6

Create a 3D outcome using a range of materials and an artist's work as inspiration.

Loyalty to learning

Create an observation of a building using a photograph you have taken and use an artist you have researched to inspire your outcome.

Loyalty to learning

Create a 3D sculpture using a range of materials. Design the building yourself. Use an artist to inspire you. Justify your creative choices.

Loyalty to learning

Create an outcomes using any media, materials or processes at your disposal. Justify your choices and use an artist to inform your outcome.

Loyalty to learning

Grade 5

Create an anatomical observation using a chosen artist as inspiration. Aim to make a relief or 3D outcome.

Loyalty to learning

Create an observation of a building using your own photograph and the work of an artist you have studied to inspire you.

Loyalty to learning

Create a 3D structure of a building you have designed. It must be a fictional building and you must create a back story.

Loyalty to learning

Create an observation of your choice using an artist of your choice to inspire you. Justify your creative choices.

Loyalty to learning

Grade 4

Create an anatomical observation using an artist to inspire your outcome.

Loyalty to learning

Create an observation of a local building using your own photograph.

Loyalty to learning

Create a 3D structure of a building using methods you have learned. Justify your creative choices and create a brief 'how to' explanation.

Loyalty to learning

Create an observation of your choice using an artist to inspire you.

Loyalty to learning

Grade 3

Create an observation of an area of anatomy, source your own images.

Loyalty to learning

Create an observation of a building of your choice. Use the internet to support you.

Loyalty to learning

Create a 3D structure of a building using any methods you have learned in lesson.

Loyalty to learning

Create an observation of your choice.

Loyalty to learning

PROGRESS TIME LINE : Tally up loyalty to learning commendations

Summer Term 2



Summer Term 1



Spring Term 2



Spring Term 1



Autumn Term 2



Autumn Term 1

