

## Help sheet for parents and carers- in the event of the closure of Todmorden High School.

### *General coronavirus information for parents*

This is a guide for parents, it is not exhaustive but our effort to help you. Staff at Todmorden High School have worked tirelessly to put resources together to support your child and give them the very best remote learning opportunities under these unprecedented, exceptional circumstances. School is unable to offer the very latest guidance. Please keep up to date yourself by checking the TV/ phone/ internet for the latest announcements. *Please be aware that the contents of this advice sheet are at the time of writing.* Please follow the cleanliness/hygiene advice and the advice re: self-isolation/ social distancing.

### *Important information regarding Year 9 Options*

If your child is in Year 9 if you could hand your options form in early or take a photo and email it to Mrs Coates on [a.coates@todhigh.co.uk](mailto:a.coates@todhigh.co.uk) that would be very helpful.

### *Class Charts Information*

There should be work on Class Charts for all the subjects your child studies, but please use your discretion, for example if they get stuck into an English project there is no need to clock off after one hour to go onto something else. There are a number of guides on troubleshooting class charts available on our website under the 'Coronavirus' tab. You can log in to your Class Charts account through our website under the 'Key information for Parents/Carers' tab.

### *When will work be available/published?*

Some subjects will upload work **weekly** or **daily** either in the evening or first thing in the morning, therefore new content should be regularly accessible. This is under the proviso that all staff are well. The quantity of work will reflect the number of lessons.

### *Website Information*

The website is to be used for Year 11 revision as a supplement- see instructions overleaf.

### *Contacting school staff*

All teachers will be available on email as they will be working remotely, please be patient as responses may take longer than usual. All students have had their email accounts updated and been given passwords so there should be no reason for students to be unable to access work. Teachers will be giving feedback on the work done this maybe once we are all back in school- work has been carefully developed based upon the curriculum and the needs of each subject therefore it **does** count and **does** directly link to what they would have been learning in the classroom. If your child is in Year 11 they should be in **regular touch** with their teachers via email, contacting them when work is completed or if feedback is needed (we would expect weekly contact at the least).

### *Useful email addresses*

|   |                                     |
|---|-------------------------------------|
| <i>Miss Shirt- <a href="mailto:g.shirt@todhigh.co.uk">g.shirt@todhigh.co.uk</a></i>               | <i>Headteacher</i>                  |
| <i>Mrs Rawlinson- <a href="mailto:e.rawlinson@todhigh.co.uk">e.rawlinson@todhigh.co.uk</a></i>    | <i>Deputy Headteacher</i>           |
| <i>Mrs Coates- <a href="mailto:a.coates@todhigh.co.uk">a.coates@todhigh.co.uk</a></i>             | <i>Deputy Headteacher</i>           |
| <i>Mrs Stansfield- <a href="mailto:e.stansfield@todhigh.co.uk">e.stansfield@todhigh.co.uk</a></i> | <i>Learning Manager for Year 11</i> |
| <i>Mrs James- <a href="mailto:j.james@todhigh.co.uk">j.james@todhigh.co.uk</a></i>                | <i>Learning Manager for Year 10</i> |
| <i>Mrs Kontigiannopolou- <a href="mailto:Demik@todhigh.co.uk">Demik@todhigh.co.uk</a></i>         | <i>Learning Manager for Year 9</i>  |
| <i>Mrs Maude- <a href="mailto:l.maude@todhigh.co.uk">l.maude@todhigh.co.uk</a></i>                | <i>Learning Manager for Year 8</i>  |

|   |  |
|---|--|
| <i>Mrs Thompson- <a href="mailto:p.thompson@todhigh.co.uk">p.thompson@todhigh.co.uk</a></i>       | <i>Learning Manager for Year 7</i>                     |
| <i>Mrs Pickles- <a href="mailto:s.pickles@todhigh.co.uk">s.pickles@todhigh.co.uk</a></i>          | <i>Safeguarding Manager</i>                            |
| <i>Ms Wells- <a href="mailto:m.wells@todhigh.co.uk">m.wells@todhigh.co.uk</a></i>                 | <i>Associate Assistant Head/DSL</i>                    |
| <i>Mrs Connolly- <a href="mailto:c.connolly@todhigh.co.uk">c.connolly@todhigh.co.uk</a></i>       | <i>Assistant Headteacher</i>                           |
| <i>Mrs Scott- <a href="mailto:m.scott@todhigh.co.uk">m.scott@todhigh.co.uk</a></i>                | <i>Head of English</i>                                 |
| <i>Mr Nalborczyk- <a href="mailto:a.nalborczyk@todhigh.co.uk">a.nalborczyk@todhigh.co.uk</a></i>  | <i>Head of Science/Associate Assistant Headteacher</i> |
| <i>Mr Milnes- <a href="mailto:p.milnes@todhigh.co.uk">p.milnes@todhigh.co.uk</a></i>              | <i>Head of Maths/Associate Assistant Headteacher</i>   |
| <i>Mr Freeman- <a href="mailto:l.freeman@todhigh.co.uk">l.freeman@todhigh.co.uk</a></i>           | <i>Head of Art/Design and Technology</i>               |
| <i>Mr Chattell- <a href="mailto:d.chattell@todhigh.co.uk">d.chattell@todhigh.co.uk</a></i>        | <i>Head of ICT/Business</i>                            |
| <i>Miss Brockman- <a href="mailto:a.brockman@todhigh.co.uk">a.brockman@todhigh.co.uk</a></i>      | <i>Head of Performing Arts</i>                         |
| <i>Mr Womack- <a href="mailto:j.womack@todhigh.co.uk">j.womack@todhigh.co.uk</a></i>              | <i>Head of EPR</i>                                     |
| <i>Mr McGiffen- <a href="mailto:p.mcgiffen@todhigh.co.uk">p.mcgiffen@todhigh.co.uk</a></i>        | <i>Head of Media</i>                                   |
| <i>Mr Hall- <a href="mailto:t.hall@todhigh.co.uk">t.hall@todhigh.co.uk</a></i>                    | <i>Head of Geography</i>                               |
| <i>Miss Boardman- <a href="mailto:l.boardman@todhigh.co.uk">l.boardman@todhigh.co.uk</a></i>      | <i>Head of Spanish</i>                                 |
| <i>Mr Duerden- <a href="mailto:p.duerden@todhigh.co.uk">p.duerden@todhigh.co.uk</a></i>           | <i>Head of PE</i>                                      |
| <i>Miss Vose- <a href="mailto:c.vose@todhigh.co.uk">c.vose@todhigh.co.uk</a></i>                  | <i>Head of History</i>                                 |
| <i>Mr Morton- <a href="mailto:g.morton@todhigh.co.uk">g.morton@todhigh.co.uk</a></i>              | <i>Food and Nutrition teacher</i>                      |
| <i>Miss Cooper- <a href="mailto:g.cooper@todhigh.co.uk">g.cooper@todhigh.co.uk</a></i>            | <i>SENCO/Associate Assistant Headteacher</i>           |
| <i>Mrs Pitchforth- <a href="mailto:j.pitchforth@todhigh.co.uk">j.pitchforth@todhigh.co.uk</a></i> | <i>Deputy SENCO</i>                                    |
| <i>Mr Anderton- <a href="mailto:m.anderton@todhigh.co.uk">m.anderton@todhigh.co.uk</a></i>        | <i>ICT Manager (contact for email address queries)</i> |

If you are worried about the safety of a child email Ms Wells.

### ***How to manage your child's work at home***

Whilst you and your child are well it's school's advice to offer a structure for the day- this could be your child's timetable that they will have with them- or, if not, a sample timetable from Key stage 3 (years 7 to 9) and Key stage four ( years 10 to 11) is attached below. School suggests they get up at a similar time and follow a routine, **ideas of taking regular breaks and what to do follows at the rear of this guide in a visual school have provided.**

Example of a Year 7 to 9 Timetable. To be used as a rough guide if you cannot access your child's timetable.

|                       |                 |         |         |                  |         |
|-----------------------|-----------------|---------|---------|------------------|---------|
| <b>Reg: 8.40-9.00</b> |                 |         |         |                  |         |
| <b>1: 9.00-10.00</b>  | Design and Tech | Spanish | PE      | EPR              | Maths   |
| <b>2: 10.00-11.00</b> | Geography       | History | Maths   | Geography        | Dance   |
| <b>3: 11.20-12.20</b> | English         | Maths   | Science | Music            | Spanish |
| <b>4: 13.00-14.00</b> | Science         | English | Maths   | Computer science | Art     |
| <b>5: 14.00-15.00</b> | English         | Science | History | English          | Science |

Example of a Year 10 timetable- four option subjects- depending on your child...Separate Science is an option subject- so pick 'option 3' in this case. It is a rough guide as to how time should be distributed to subjects, use your discretion/ common sense.

|                       |          |          |          |          |          |
|-----------------------|----------|----------|----------|----------|----------|
| <b>Reg: 8.40-9.00</b> |          |          |          |          |          |
| <b>1: 9.00-10.00</b>  | English  | PE       | Option 4 | English  | Option 1 |
| <b>2: 10.00-11.00</b> | Option 1 | Option 4 | English  | Maths    | Option 4 |
| <b>3: 11.20-12.20</b> | Maths    | English  | Option 2 | Science  | Science  |
| <b>4: 13.00-14.00</b> | Option 2 | Maths    | Option 3 | Option 1 | Science  |
| <b>5: 14.00-15.00</b> | Option 3 | Option 3 | Science  | Maths    | Option 2 |

Example of a Year 11 timetable- remember use email, Class Charts and the website. There is no need to revise for core PE or PFL- so I have done a rough distribution of how many hours per week you should be spending on each subject- at a minimum as you would be doing revision anyway.

|                       |          |          |          |          |          |
|-----------------------|----------|----------|----------|----------|----------|
| <b>Reg: 8.40-9.00</b> | Revision | Revision | Revision | Revision | Revision |
| <b>1: 9.00-10.00</b>  | English  | English  | Maths    | Maths    | Maths    |
| <b>2: 10.00-11.00</b> | Option 1 | Option 1 | Option1  | Science  | Science  |
| <b>3: 11.20-12.20</b> | Option 2 | Option 2 | Option 2 | Science  | English  |
| <b>4: 13.00-14.00</b> | English  | English  | Science  | English  | Maths    |
| <b>5: 14.00-15.00</b> | Option 3 | Option 3 | Option3  | Science  | Maths    |
| <b>AFT</b>            | Revision | Revision | Revision | Revision | Revision |


We hope to see all our students back in school as soon as this is possible, we will keep you updated. Teachers are working remotely- do not hesitate to contact them, but please be aware that teachers may not be well or have their own dependents to look after.

School is here, as always, to support children and their parents, we are here for you through these difficult times so don't hesitate to contact us.

Yours sincerely,

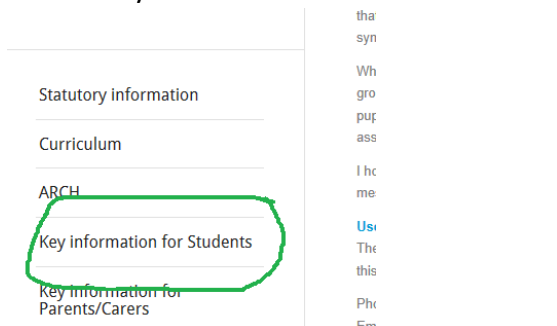


Gill Shirt  
Headteacher

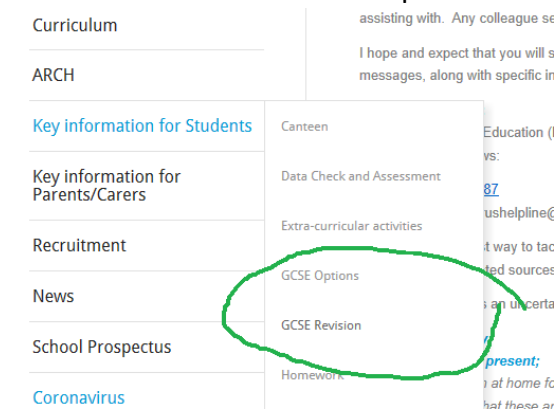


**STEP-BY-STEP: How to use the school website to access Year 11 revision resources.**

1. Visit [www.todhigh.co.uk](http://www.todhigh.co.uk)
2. Select 'Key information for Students' tab.



3. Tab down to 'GCSE Revision' option.



4. From here you can then access several items including: Revision timetable, Mental Health guidance and advice, Revision strategy information, template Revision timetables to personalise **and** at the bottom of the page 'Resources by subject'.

**Weekly Revision Timetable**  
This guide has been created for you to plan your weekly revision.

[View Timetable](#)

- <https://revisionworld.com/gcse-revision/>
- <https://studymaze.co.uk/gcse-revision/>
- <https://www.s-cool.co.uk/gcse/>
- <https://www.bbc.co.uk/bitesize/level2/298/mg3>
- <https://www.educationalappstore.com/best-apps/best-5-revision-apps>
- <https://www.revisionbuddies.com/>

## Resources by subject

Listed alphabetically



5. Each subject has its own icon that leads to an individual page which includes plenty of resources for students to access and use.



# Non-screen activities you can do at home

Pobble

25 ideas!

What can you do when there's no school and you're stuck at home? Here are 25 fun ideas to choose from.



**1 How many different words can you make from the letters in this sentence, below?** Grab a pencil and paper and write a list!

'Learning from home is fun'

**2 Thank a community hero.** Think of someone that helps you in some way and write a short letter to thank them.

Thanks!

**3 Get building!** You could build a Lego model, a tower of playing cards or something else!



**4 Can you create your own secret code?** You could use letters, numbers, pictures or something else! Can you get someone else to try and crack it?

**5 Start a nature diary.** Look out of the window each day and keep note of what you see. Birds, flowers, changes in the weather, what else?

**6 Hold a photo session.** Use a camera or a mobile phone to take some snaps. What will you photograph? Your pets or toys perhaps?

**7 Build a reading den.** Find somewhere cosy, snuggle up and read your favourite book!



**8 Use an old sock to create a puppet.** Can you put on a puppet show for someone?



**9 Make a list of all the electrical items in each room of your home.** Can you come up with any ideas to use less electricity?

**10 Design and make a homemade board game** and play it with your family.



**11 Do something kind for someone.** Can you pay them a compliment, make them something or help them with a task?



**12 Can you create a story bag?** Find a bag and collect items to go in it that relate to a well known story. If you can't find an item, you could draw a picture to include.

**13 List making!** Write a list of things that make you happy, things you're grateful for or things you are good at.



**14 Design and make an obstacle course at home or in the garden.** How fast can you complete it?



**15 Can you invent something new?** Perhaps a gadget or something to help people? Draw a picture or write a description.



**16 Keep moving!** Make up a dance routine to your favourite song.



**17 Write a play script.** Can you act it out to other people?



**18 Read out loud to someone.** Remember to read with expression.



**19 Write a song or rap about your favourite subject.**



**20 Get sketching!** Find a photograph or picture of a person, place or object and sketch it.



**21 Junk modelling!** Collect and recycle materials such as yoghurt pots, toilet rolls and boxes and see what you can create with them.

**22 Draw a map of your local area** and highlight interesting landmarks.



**23 Write a postcard to your teacher.** Can you tell them what you like most about their class?

**24 Draw a view.** Look out of your window and draw what you see.



**25 Get reading!** What would you most like to learn about? Can you find out more about it in books? Can you find a new hobby?