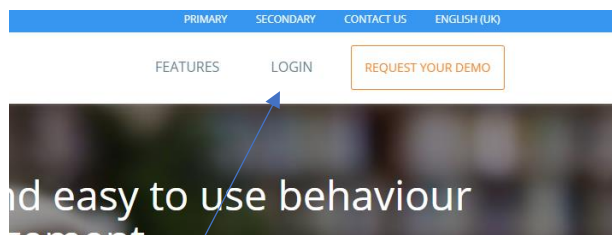


Logging into Class Charts so that you can use the system

Visit classcharts.com



Click on login and select parent from the menu that pops up

Log in

Teacher **Parent** Student

Enter your email:
Email address

I already have an account [Forgot password?](#)

Enter your password:
Password (not access code)

I don't have an account yet

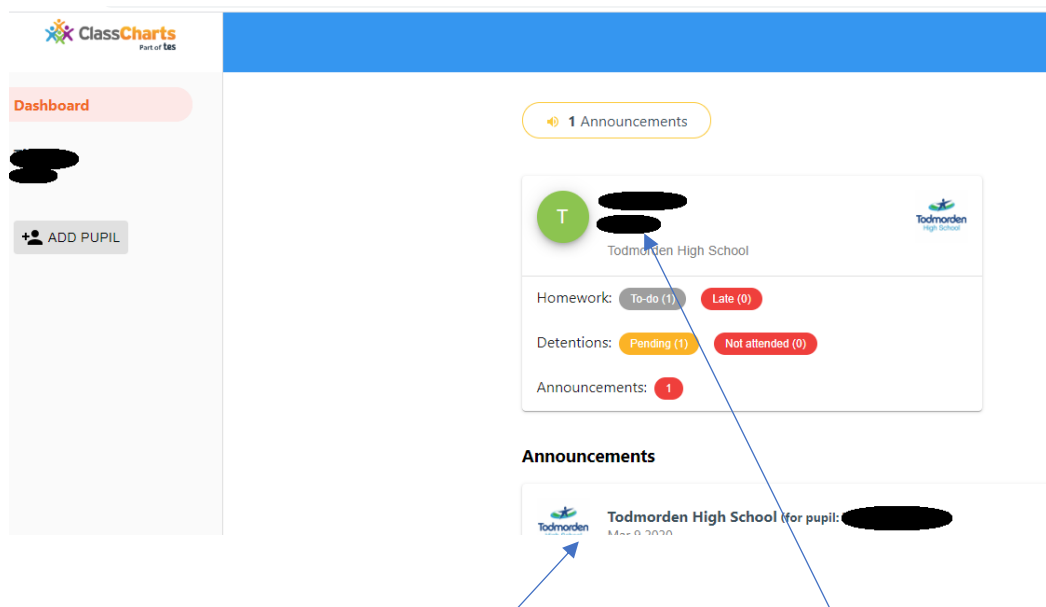
Remember me

Log in

AVAILABLE ON THE **App Store**

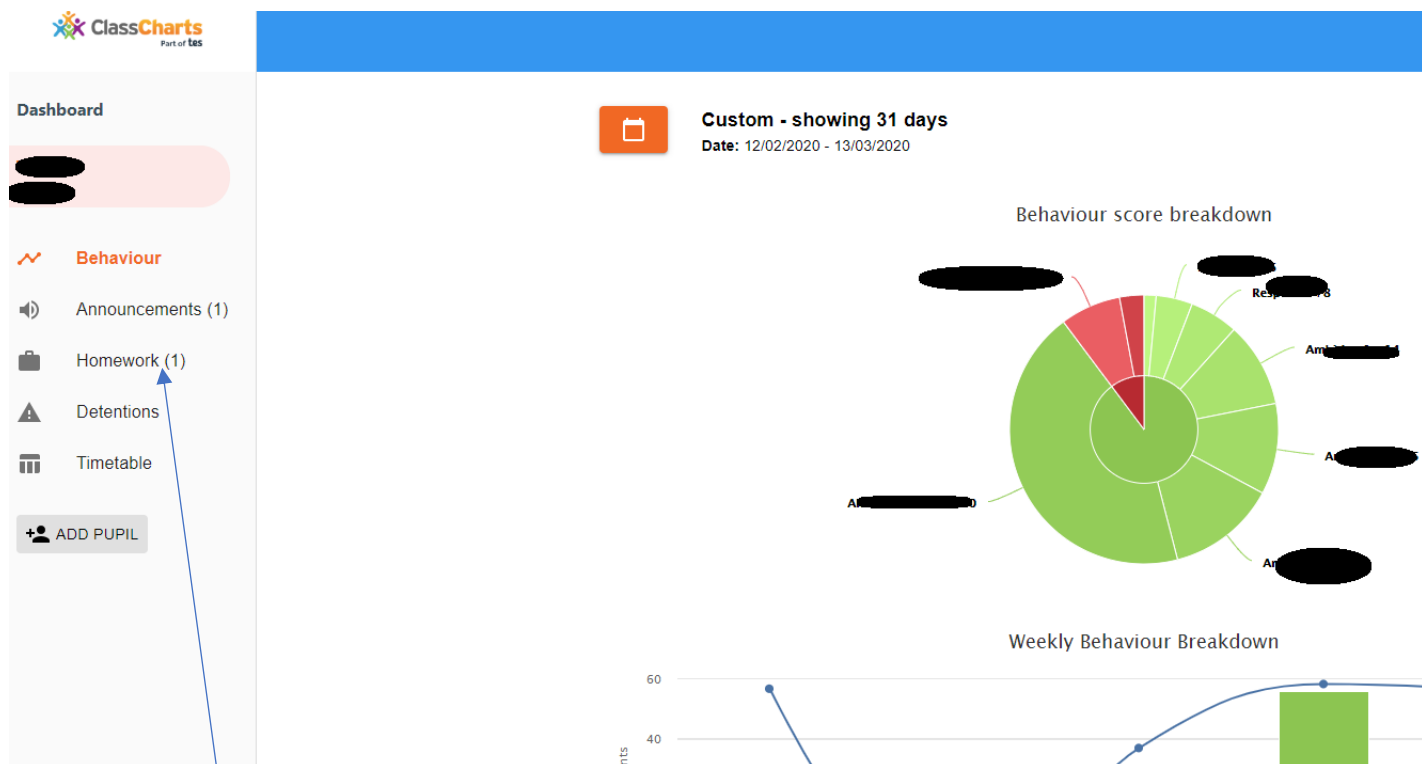
GET IT ON **Google play**

Enter your email address, and your password and click Log In and it should log you into the system and see your homepage.



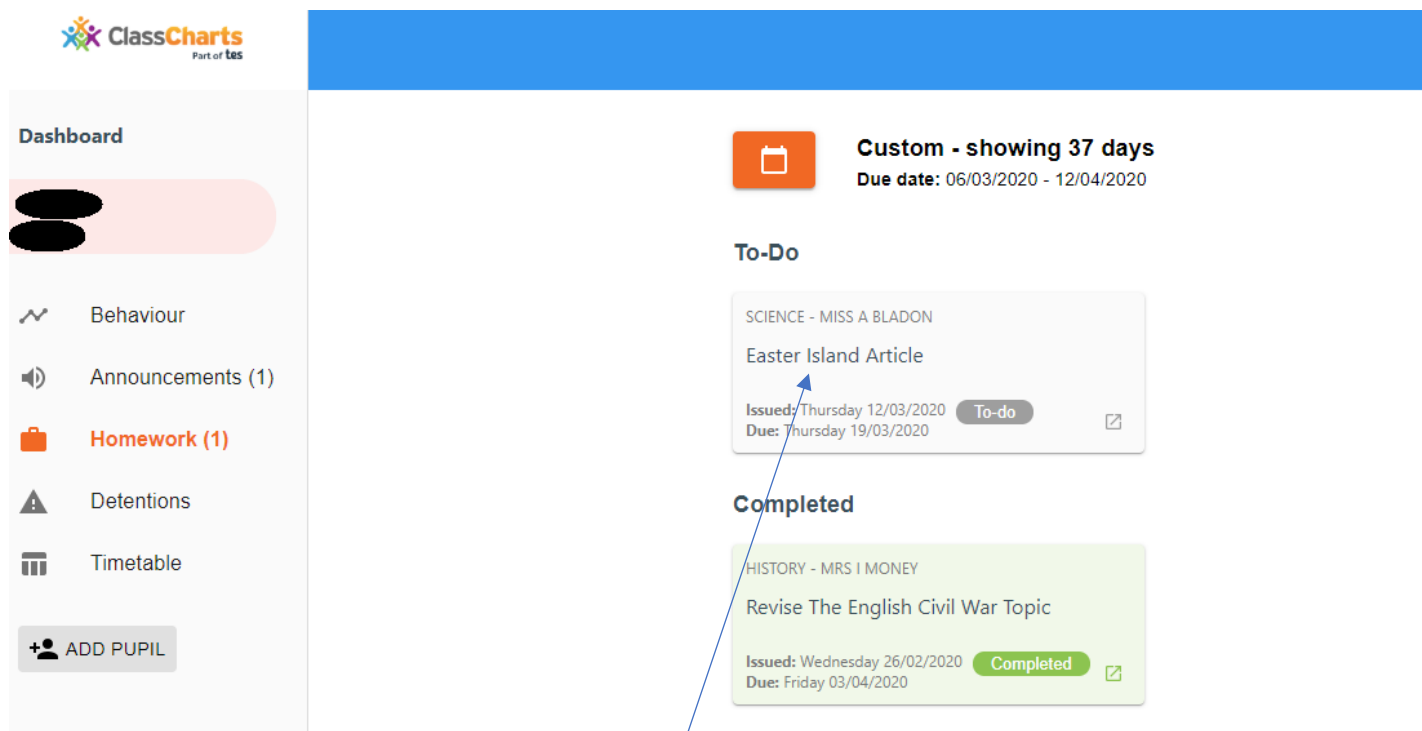
Important Announcements can be seen here. Click on your child's name to see information for them.

The screen will look something like this.



Here is where you can see their behaviour, any announcements, and work that has been set (Labelled as Homework), their detentions, and finally their Timetable.

Click on homework to see work that your child has been set.



It will show work they have To-Do, as well as work that they have said that they have completed.

Click on any of them to see more details and resources, as shown below for an example.

Homework Details

SCIENCE - 8X/SC2 - MISS A BLADON

Issue date: Thursday 12/03/2020





Due date: Thursday 19/03/2020

Estimated completion time: 60 minutes

Easter Island Article

Complete your article on the mystery of Easter island. Attached are all of the resources we have used in lessons this week as well as a template which you can use if you wish. Your article can be done on a computer or on paper, it must be at least one side of A4.

Attachments

-  Task Sheet and Template.pub
-  2.Data Sheet 1- to be laminated.doc
-  3.Data Sheets 2-4 to be laminated.docx
-  Template.docx